


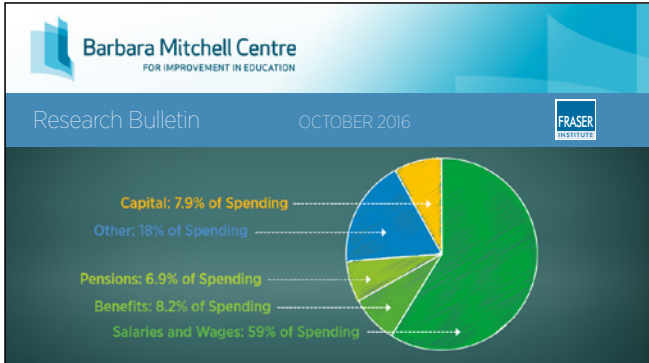


# UNDERSTANDING THE INCREASES IN EDUCATION SPENDING IN PUBLIC SCHOOLS IN CANADA


Deani Neven Van Pelt, Joel Emes, and Jason Clemens

Over a nine year period, education spending on public schools increased by \$18.2 billion to a total of \$62.6 billion in the 2013/2014 fiscal year, despite declining enrollment. This runs counter to the narrative that education spending is decreasing as spending increased over 41% from 2004/2005- 2013/2014. However, the main expenditure behind these spending increases was compensation, including salaries and wages, fringe benefits, and pensions, amounting to \$46.4 billion of the \$62.2 billion total increase. This study breaks down the provincial spending on education by several different categories and traces these spending increases over the same nine year period. 

Read the study here [»»](#)



**Barbara Mitchell Centre**  
FOR IMPROVEMENT IN EDUCATION

Research Bulletin OCTOBER 2016 

Capital: 7.9% of Spending  
Other: 18% of Spending  
Pensions: 6.9% of Spending  
Benefits: 8.2% of Spending  
Salaries and Wages: 59% of Spending

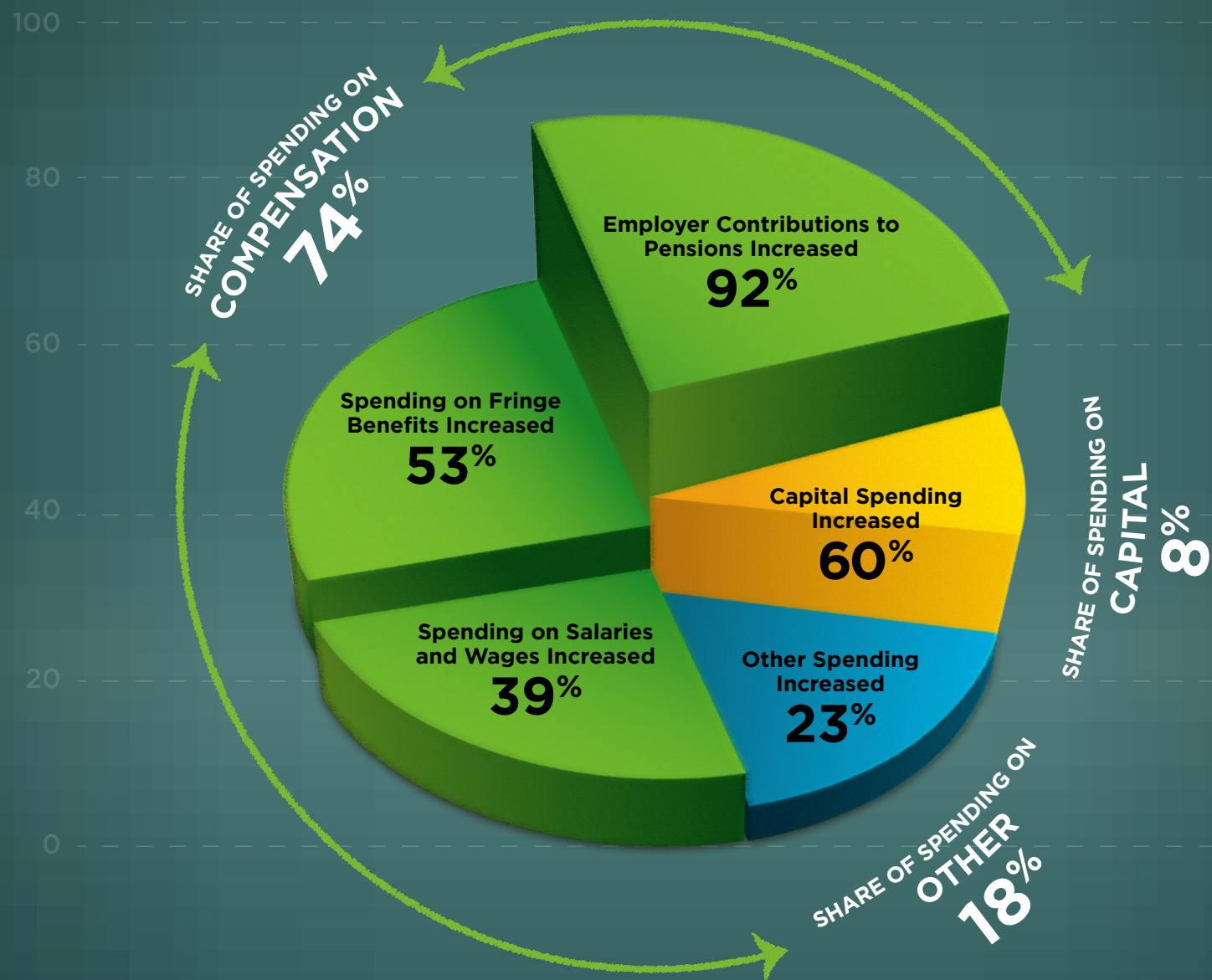
**Understanding the Increases in Education Spending in Public Schools in Canada**  
2016 Edition  
by Deani Neven Van Pelt, Joel Emes, and Jason Clemens

**SUMMARY**

- Education spending on public schools in Canada increased by \$18.2 billion (41.1%) between 2004/05 and 2013/14, from \$44.3 billion to \$62.6 billion
- Compensation (salaries and wages, fringe benefits, and pensions) accounts for most of the increase, growing from \$32.1 billion in 2004/05 to \$46.4 billion in 2013/14. Salaries and wages increased by 39.2%, from \$26.5 billion in 2004/05 to \$36.9 billion in 2013/14. Fringe benefits increased 52.6% from \$3.4 billion in 2004/05 to \$5.2 billion in 2013/14.
- Teacher pension costs increased 91.5% from \$2.3 billion in 2004/05 to \$4.3 billion in 2013/14. Pension costs increased as a share of total education spending on public schools from 5.1% in 2004/05 to 6.9% in 2013/14.
- Ontario, Saskatchewan, and Alberta account for over three-quarters of the increase in pension spending between 2004/05 and 2013/14.
- Capital spending increased 60.1% over this period, increasing from \$3.1 billion in 2004/05 to \$4.9 billion in 2013/14. As a share of total education spending in public schools, capital spending increased from 6.9% in 2004/05 to 7.9% in 2013/14.

fraserinstitute.org **FRASER RESEARCH BULLETIN 1**

Education spending on public schools in Canada  
**increased \$18.2 billion**  
(2004/05 to 2013/14)



Ontario, Saskatchewan, and Alberta, increased pension contributions **in excess of 100%** over this time.